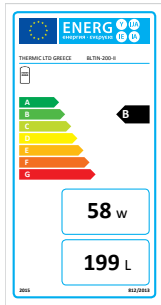


Solar Water Heaters ALPHA GLASS Eco Energy



Thermic Alpha Glass Eco Energy enameled solar water heater sets feature:

- Tank made from steel sheet EN 10130 Al DCOI-03 DCP 2.5mm
- Storage tank insulation from CFC-free polyurethane foam **45kg/m³** density 50mm thickness
- Inner tank surface enamel processed at 870° C certified for use with potable water according to DIN4753
- Anti-corrosion protection with magnesium anode rod DIN124382.2 33x350
- Product range from 120 to 300 litres
- Suitable for areas with “hard” water or with high salts deposits
- Brass outlet and inlet fittings
- All storage tanks bare energy label according to 812/2013 E.U. regulation
- Anodised aluminum collector casing 87mm profile
- Aluminum absorbing surface with blue selective layer. Harp type fluid-frame made of copper tubes, laser welded to the absorbing surface for instant thermal transmittance.
- Tempered 4mm prismatic mist-lite low iron solar glass front collector cover.
- 140mm flange for easy maintenance access
- Optional use of additional energy source (space heating, heat pump or other)
- Easy assembling and installation procedure
- Five years guarantee
- Long expected service time

ALPHA SWH sets

SET CODE	COLLECTOR CODE	COLLECTOR PER SET	TOTAL COLLECTIVE AREA
ALPHA TS 120/1.50	THERMICSOL-DELTA TS 1.50	1	1.50 m ²
ALPHA TS 120/1.70	THERMICSOL-DELTA TS 1.70	1	1.70 m ²
ALPHA TS 150/2.00	THERMICSOL-DELTA TS 2.00	1	2.00 m ²
ALPHA TS 150/2.30	THERMICSOL-DELTA TS 2.30	1	2.30 m ²
ALPHA TS 150/2.50	THERMICSOL-DELTA TS 2.50	1	2.50 m ²
ALPHA TS 150/3.00	THERMICSOL-DELTA TS 1.50	2	3.00 m ²
ALPHA TS 160/2.00	THERMICSOL-DELTA TS 2.00	1	2.00 m ²
ALPHA TS 160/2.50	THERMICSOL-DELTA TS 2.50	1	2.50 m ²
ALPHA TS 160/3.00	THERMICSOL-DELTA TS 1.50	2	3.00 m ²
ALPHA TS 200/2.00	THERMICSOL-DELTA TS 2.00	1	2.00 m ²
ALPHA TS 200/2.50	THERMICSOL-DELTA TS 2.50	1	2.50 m ²
ALPHA TS 200/2.70	THERMICSOL-DELTA TS 2.70	1	2.70 m ²
ALPHA TS 200/3.00	THERMICSOL-DELTA TS 1.50	2	3.00 m ²
ALPHA TS 200/4.00	THERMICSOL-DELTA TS 2.00	2	4.00 m ²
ALPHA TS 300/4.00	THERMICSOL-DELTA TS 2.00	2	4.00 m ²
ALPHA TS 300/6.00	THERMICSOL-DELTA TS 3.00	2	6.00 m ²

Solar Tanks (Horizontal) Glass enameled. RAL9006 grey. Brass in/outlets

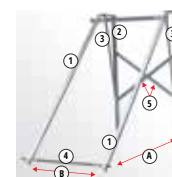
CODE	DIMENSIONS (mm)	CAPACITY (Lit.)
BLT ECO GL 120	ø500x780	112
BLT ECO GL 150	ø500x1280	136
BLT ECO GL 160	ø530x1280	151
BLT ECO GL 200	ø580x1280	190
BLT ECO GL 300	ø580x1800	290

Solar Collectors. Aluminum frame 87mm. Blue selective coating fin type absorber.

CODE	COLLECTIVE AREA	DIMENSIONS (mm)
THERMICSOL-DELTA TS 1.50	1.50m ²	1000x1500x87
THERMICSOL-DELTA TS 1.70	1.75m ²	1180x1430x87
THERMICSOL-DELTA TS 2.00	2.00m ²	1000x2000x87
THERMICSOL-DELTA TS 2.30	2.25m ²	1180x1890x87
THERMICSOL-DELTA TS 2.50	2.50m ²	1250x2000x87
THERMICSOL-DELTA TS 2.70	2.65m ²	1180x2230x87
THERMICSOL-DELTA TS 3.00	2.90m ²	1450x2000x87

Support frame and dimensions

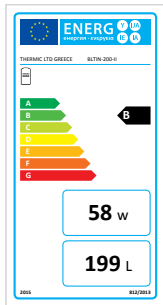
Support frame for Solar Water Heater sets is manufactured from galvanized steel 2,5mm thickness L section. While assembled accommodates steadily ALL parts of the SWH set



Support frame parts dimensions

	120/1.5&1.72m ²	150/2m ²	150/2,25m ²	150,160&200/3m ²	200/2,5m ²	200/3m ²	200/4m ²	300/4m ²	300/6m ²
1	260cm	260cm	260cm	210cm	260cm	210cm	260cm	260cm	260cm
2	150cm	150cm	150cm	125cm	150cm	125cm	150cm	150cm	150cm
3	150cm	150cm	150cm	125cm	150cm	125cm	150cm	150cm	150cm
4	L brackets	L brackets	L brackets	150cm	L brackets	150cm	210cm	210cm	210cm
5	125cm	125cm	125cm	125cm	125cm	125cm	125cm	125cm	125cm
A	201cm	201cm	201cm	155cm	201cm	155cm	201cm	201cm	201cm
B	86cm	86cm	108cm	108cm	108cm	108cm	108cm	108cm	108cm

Solar Water Heaters Thermic TS



5
years
guarantee



Thermic TS enameled solar water heater sets feature:

- Tank made from steel sheet EN 10130 Al DCOI-03 DCP 2.5mm
- Storage tank insulation from CFC-free polyurethane foam **45kg/m³** density 50mm thickness
- Inner tank surface enamel processed at 870° C certified for use with potable water according to DIN4753
- Anti-corrosion protection with magnesium anode rod DIN124382.2 33x350
- Product range from 120 to 300 litres
- Suitable for areas with "hard" water or with high salts deposits
- Brass outlet and inlet fittings on the side of tank
- All storage tanks bare energy label according to 812/2013 E.U. regulation
- Anodised aluminum collector casing 100mm profile
- Aluminum absorbing surface with blue selective layer. Harp type fluid-frame made of copper tubes, laser welded to the absorbing surface for instant thermal transmittance.
- Tempered 4mm prismatic mist-lite low iron solar glass front collector cover.
- 140mm flange for easy maintenance access
- Optional use of additional energy source (space heating, heat pump or other)
- Easy assembling and installation procedure
- Five years guarantee
- Long expected service time

THERMIC TS SWH sets

SET CODE	COLLECTOR CODE	COLLECTOR PER SET	TOTAL COLLECTIVE AREA
TS GL 120-2.00	TS 2.00 FP	1	2.00m ²
TS GL 160-2.50	TS 2.50 FP	1	2.50m ²
TS GL 160-3.00	TS 1.50 FP	2	3.00m ²
TS GL 200-2.50	TS 2.50 FP	1	2.50m ²
TS GL 200-3.00	TS 1.50 FP	2	3.00m ²
TS GL 200-4.00	TS 2.00 FP	2	4.00m ²
TS GL 300-4.00	TS 2.00 FP	2	4.00m ²

Solar Tanks (Horizontal) in/outlets on the side


CODE	DIMENSIONS (mm)	CAPACITY (Lit.)
BLT GL 120	ø500x1050	112
BLT GL 160	ø500x1280	151
BLT GL 200	ø580x1280	190
BLT GL 300	ø580x1830	290

Solar Collectors 100mm Full size single sheet absorber

CODE	COLLECTIVE AREA	DIMENSIONS (mm)
TS 1.50 FP	1.50m ²	1000x1500x100
TS 2.00 FP	2.00m ²	1000x2000x100
TS 2.50 FP	2.50m ²	1250x2000x100

Support frame and dimensions

Support frame for Solar Water Heater sets is manufactured from galvanized steel 2,5mm thickness L section. While assembled accommodates steadily ALL parts of the SWH set



Support frame parts dimensions

	120/2m ²	160/2,25m ²	160/3,0m ²	200/3,0m ²	200/4,0m ²	300/4m ²
1	96cm	96cm	188cm	188cm	96cm	96cm
2	36cm	36cm	X	X	36cm	36cm
3	137cm	137cm	X	X	137cm	137cm
4	97cm	117cm	150cm	150cm	150cm	200cm
5	147.5cm	147.5cm	147.5cm	147.5cm	147.5cm	147.5cm
6	103cm	103cm	96cm	96cm	103cm	103cm
7	137cm	137cm	130cm	130cm	137cm	137cm
8	200cm	200cm	150cm	150cm	150cm	200cm
9	147.5cm	147.5cm	150cm	150cm	200cm	200cm
A	201cm	201cm	151cm	151cm	201cm	201cm
B	94cm	94cm	134cm	134cm	134cm	134cm